

sidBison: A Stepwise Interactive Debugger for
Bison

Tufts University

Advisors: Prof. Kathleen Fisher, Prof. Samuel Guyer

Siddhartha Prasad

18th April 2016

Abstract

Parser-generator grammars are generally large and hard to debug. Generated code often does not semantically match the programmers intent. Debugging machine-generated parsers is a non-trivial task, requiring knowledge of underlying implementations.

Stepwise Interactive Debugger for Bison is a step-through debugger that preserves an abstraction boundary between Bison specifications and the underlying parser tables. It allows a user to debug a Bison 2.3 specification at the grammar level, requiring minimal knowledge of bottom-up parsing. The ultimate goal of this project is to make parser-generating tools more accessible to the average programmer.

Contents

I	sidBison	5
1	Background	6
1.1	Machine generated parsers	6
1.2	Bison	7
1.2.1	Basic Actions	7
1.2.2	Lookaheads	7
1.2.3	Limitations	8
1.3	Programmer Errors	8
1.3.1	Small Specifications: Calculator Language	9
1.3.2	Large Specifications: JSON	9
1.4	Related Work	9
2	Stepwise Interactive Debugger for Bison	11
2.1	Commands	11
2.2	System Overview	12
2.2.1	Source Code	12
2.2.2	Compilation	12
2.2.3	Example: Lambda Calculus	13
3	Implementing sidBison Commands	17
3.1	Interacting with iBison	19
II	Usability	20
4	Interactivity	22
4.1	Complexity	22
4.2	Empirical analysis	23
4.3	Conclusion	28
5	Case Study: Impcore	29
6	Additional Work	37
6.1	Case Study: Usability	37
6.2	Technical Improvements	37

7 Conclusion	38
A A Quick Overview of Formal Grammars	39
A.1 Context Free Grammars	39
B Examples	40
B.1 Calculator	40
B.1.1 Lexer file: calcparser.l	40
B.2 Programmable Computable Functions	41
B.2.1 Lexer file: pcf.l	41
B.2.2 Parser file: pcf.y	42
B.3 Lambda Calculus	44
B.3.1 Lexer file: lambdacalc.l	44
B.3.2 Grammar file: lambdacalc.y	45
B.4 Impcore	46
B.4.1 Lexer file: imp.l	46
B.4.2 Parser file: imp.y	47
B.5 JSON Grammar	49
C Empirical Data	52

A Quick Note

This thesis is aimed at audiences who have previously encountered formal grammars and/or concrete syntax trees. Appendix A contains a quick introduction to formal and context-free grammars.

Familiarity with parser-generators like `Yacc` or `Bison` is not required, but will allow for deeper understanding of the problem. I recommend reading the `Bison` user manual at <http://www.gnu.org/software/bison/manual/>.

Part I
sidBison

Chapter 1

Background

1.1 Machine generated parsers

A parser is a machine that examines a string of characters and acts in response to those characters according to the rules of a formal grammar [5]. In computing, parsers have widespread applications, ranging from Natural Language Processing [20] to compiler generation [5]. Programmers often use these systems to translate information into formats about which they can reason more easily.

Early parsers were common well before a theory of formal grammars was developed, and were painstakingly written into punchcards. With Backus and Naur's formalization of *Extended Backus Naur Form* (EBNF) [18] notation for describing languages, programs were soon contracted for this tedious job. Recursive-descent parser-generating machines soon became common, allowing programmers to put in grammars and get out entire parsers [19]. While these top-down methods were easily understandable and debuggable, the generated machines could not deal with several everyday scenarios, including left-recursion. These restrictions led to the generation of *Bottom Up* parsing methods and their generators. These systems could process most common grammars, and preserved the EBNF abstraction afforded earlier to programmers. However, in doing so, these programs became very complex, involving several tables, automata and stacks. Programmers soon could not easily explain the underlying mechanisms of these systems.

Modern parser-generators produce lots of hard-to-understand code. If the resulting parser does not semantically match the programmer's intent, debugging the system is a non-trivial task. Examining errors in specifications requires knowledge of the underlying code-generating implementation. This thesis introduces a tool that attempts to make the parser-generation process more accessible to the average programmer by offering the ability to step-through and debug grammar specifications.

1.2 Bison

Bison is a very popular bottom-up (LALR) parser generator that was built as a GNU implementation of the Yacc parser-generator. According to the GNU website:

Bison is a general-purpose parser generator that converts an annotated context-free grammar into a deterministic LR or generalized LR (GLR) parser employing LALR(1) parser tables. As an experimental feature, Bison can also generate IELR(1) or canonical LR(1) parser tables. Once you are proficient with Bison, you can use it to develop a wide range of language parsers, from those used in simple desk calculators to complex programming languages.- *GNU Bison* [6]

1.2.1 Basic Actions

The **Bison** parser-generator employs a *bottom-up* parsing mechanism [12]. The program uses an input grammar to generate a push-down automaton as well as a token stack. It executes transitions between states on based on the tokens encountered. **Bison** has three basic actions [5] [8]:

1. **shift**: As Bison encounters input tokens, it pushes them onto the token stack.
2. **reduce**: When the last k shifted tokens match a rule, they are merged to form the non-terminal specified in the left hand side of the rule. This symbol is now stored on the token stack. The push-down automata then pops back to a previous state.
3. **lookahead**: **Bison** often *looks ahead* at the next coming token before performing a shift or reduce action, in order to better ascertain what to do.

Bison attempts to use shifts and reductions (with the aid of lookaheads) to match input to a specified *start* symbol in the specification [8].

1.2.2 Lookaheads

While the need for a lookahead may not be apparent, the following example shows its effectiveness.

```
Digit : 1 | 2 | 3

Number : Digit
        | Digit Number
```


On input `12` the parser requires the look-ahead to know that after the digit `1` has been shifted, reducing will result in the sequence of symbols `Number 2`, which matches no rule. Thus, `1` should not immediately be reduced to the rule `Number`, and `12` is accepted.

1.2.3 Limitations

While Bison is able to produce parsers for a wide range of grammars, its underlying LALR(1) parser table implementation is limited to certain forms. Certain specifications can cause shift-reduce and reduce-reduce conflicts, where there is ambiguity in what action should be executed [14].

Shift-Reduce Conflicts

```
E -> a E
    | a
```

In the grammar above, we see that when parsing terminal `a`, there could be a reduce action to `E` and a shift action in order to parse the rule `a E`. In such a situation, an LR parser would not be able to decide on a ‘correct’ option. BISON shifts in such a situation, which may not echo the programmers intent [8].

Reduce-Reduce conflicts

```
X -> Y a | Z b
Y -> a
Z -> a
```

In the grammar above, we see that the terminal `a` could be reduced to `Y` or `Z`. Bottom-up parsers like BISON do not have a resolution strategy in such a situation [7].

1.3 Programmer Errors

Bison specifications for real world languages and formats like C [9], Java [17], and JSON [21] are very large. Much like any other language, larger specifications create greater room for programmer error. As a result, while generated parsers may accept input, they often do not behave in a way intended by programmers. Debugging these machine-generated parsers is a non-trivial task. While Bison provides error messaging in terms of the underlying parser implementation, it is not easy to examine the semantics of a specification. A user needs to be familiar not only with the specified grammar, but also LR parsing to correct errors in their code.

The following are Bison specifications that do not accept the exact set of strings a programmer might expect.

1.3.1 Small Specifications: Calculator Language

This section looks at a grammar specification for a simple calculator language [7] that accepts integers and performs addition, subtraction, multiplication and division. While this grammar may seem to specify the calculator language at first, it cannot parse any string with more than one operator. Due to the definition of the *Expression* rule, the string `1 + 1 + 1` is not accepted.

```
Digit : 1
      | 2
      | 3
      | 4
      | 5
      | 6
      | 7
      | 8
      | 9
      | 0

Number : Digit
       | Digit Number

Operator : +
         | -
         | *
         | /

Expression : Number
           | Number Operator Number
```

1.3.2 Large Specifications: JSON

Larger grammars, by virtue of their size, are hard to debug. The specification in **Appendix B.5** is intended to describe JSON strings [21]. Upon closer inspection, one might notice that the grammar can parse only 2 members with value separators. Identifying which rule causes the error requires traversing almost the whole grammar. A step-through debugging approach can be hard to execute manually.

1.4 Related Work

As a result of the complexity of these systems, parser generators like Bison are quickly losing ground to other parsing approaches. A highly-circulated report

by Matthew Might and David Darais claims that Yacc is dead [16]. Increasing the accessibility of these systems could help bottom up parser generators re-emerge as a staple of the average language designer’s workbench. As a result, a large body of work dedicated to simplifying the parser-generation process has emerged. While some approaches have focused on creating entirely new systems for parser-generation, others involve debuggers for bottom up tools like **Bison**. Languages that inspired and informed this thesis are described below.

Yacc Yet Another Compiler-Compiler (Yacc) is one of the first bottom-up parser-generator for Unix-based operating systems [10]. Bison was originally a GNU implementation of Yacc – the Yacc specification language is a subset of Bison’s.

Flex The Fast Lexical Analyzer (Flex) is a lexer-generator tool produced by GNU [1]. It is often used in conjunction with Bison to lex and parse inputs.

ANTLR ANTLR is a popular parser-generator the creates top-down $LL(*)$ parsers from user specifications [2]. These parsers are typically simpler to examine and debug than bottom up ones, but deal with a smaller class of languages.

Lemon Lemon is a $LALR(1)$ bottom-up parser generator that is designed with special debugging support [3]. However, debugging is provided in terms of the underlying parser-implementation. Unlike **Bison**, **Lemon** is not a generalized LR parser.

iBison iBison is a version of **Bison** 2.3 that was built by S.K. Popuri at the University of Illinois at Chicago. It generates an interactive interface that allows a user to step through the parsing process, presenting information in terms of a push-down automaton and its state and token stacks [11].

Chapter 2

Stepwise Interactive Debugger for Bison

Stepwise Interactive Debugger for Bison (`sidBison`) is a system that allows a user to step-through Bison-generated parsers. It heavily leverages `iBison`'s [11] responsive automaton-level output to allow for debugging at the grammar level. The system is modelled on `gdb`-style debuggers, allowing for not only the identification of errors in `Bison` specifications but also those in input strings, maintaining an abstraction barrier between grammars and parser-generated state tables.

`sidBison` simplifies the parser-generation process for programmers who are not well-versed with the underlying implementation. Debuggers preserving such abstraction barriers could be particularly useful in the process of democratizing language design workbenches.

2.1 Commands

The `sidBison` command set is designed to reinforce the abstraction barrier between a Bison specification and the underlying parser implementation. Commands represent the grammar-level semantics of automaton-level actions. Commands take actions solely with respect to the input grammar and parsing process, with no reference to the underlying implementation. The following command set was chosen to allow for the ability to take steps of various sizes across a grammar, examine of the system's position in the parsing process, and identify the actual tokens being parsed.

1. **steprule** : Steps to the next rule in the Bison specification.
2. **crule**: Returns the current non-terminal rule being parsed in the Bison specification.

3. **step** : Steps to the next action taken by the parser.
4. **rulepos** : Identifies current position in the rule being parsed.
5. **str**: Identifies the current position in the entire parsing process.
6. **ctkn** : Displays the current token being looked at by the parser.
7. **br** : Allows the user to break when a particular token is encountered.
8. **test <filename>** : Accepts the input string as a file.
9. **quit** : Ends the sidBison program

The only instruction that breaks the automaton-grammar abstraction is the **step** command. While it does frame its actions in terms of the grammar, it must deal with actions at a finer granularity than grammars can provide. The ability to take a single step, however, lends far more power to a debugging tool. As a result, **step** is an important **sidBison** command. The implementation of these commands is described in the Chapter 3: *Implementing sidBison Commands*.

2.2 System Overview

2.2.1 Source Code

sidBison Source code for **sidBison** can be found at <https://github.com/sidprasad/sidbison/>.

Flex and Bison code Example Flex and Bison specifications can be found in Appendix B and also at <https://github.com/sidprasad/sidbison/>.

iBison Source code and instructions for building and installing **iBison** can be found at <https://www.cs.uic.edu/~spopuri/ibison.html>.

2.2.2 Compilation

Compiling sidBison The **sidBison** source code can be compiled by running the file `compile.sh` or

```
gcc -g sidbison.h sidbison.c -o sidbison
```

Compilation requires the `LD_LIBRARY_PATH` environment variable to include the directory in which **iBison**'s `lexer.so` is available. The `IBISON_PATH` environment variable must point to an **iBison** binary. The `DDEBUGLOG` flag can be set to 1 during compilation for debugging time-stamp output to `stderr`.

Compiling input The `sidBison` system requires a `Bison` specification and lexer shared object in order to debug a file. Given a `Flex` file `lexer.l`, and a `Bison` file `parser.y`, a lexer shared object `lex.so` can be generated as follows:

```
ibison -d parser.y
flex lexer.l
gcc -c -fPIC lex.yy.c
gcc -shared -o lex.so lex.yy.o
```

The `BISON_PKGDATA_DIR` variable must point to the `data` directory within the `iBison` sources.

2.2.3 Example: Lambda Calculus

The lambda calculus example described in Appendix B involves files `lambdacalc.l` and `lambdacalc.y`.

Compilation These files can be compiled to create a lexer shared object file for input for `sidBison` as described below.

```
ibison -d lambdacalc.y
flex lambdacalc.l
gcc -c -fPIC lex.yy.c
gcc -shared -o lex.so lex.yy.o
```

After compilation, the generated files can be loaded into `sidBison` as command line arguments.

```
./sidbison lambdacalc.y lex.so
```

Debugging input

The file `ycombinator.err` contains the string

```
\h.(\h.(\x.(h (x x))) \x.(h (x x)))
```

While this string does represent the *ycombinator*, it is not accepted by the specified lambda calculus grammar. `sidBison` can be used to identify the discrepancy between the input string and grammar specification. An example step-through debug is described below.

```
bash-4.1$ ledit ./sidbison lambdacalceexample/lambdacalc.y lambdacalceexample/1
ex.so
Stepwise Interactive Debugger Bison 1.0
Please report bugs to Siddhartha.Prasad@tufts.edu
(sidbison)test lambdacalceexample/input/ycombinator.err
(ibison) test lambdacalceexample/input/ycombinator.err

(ibison)

(ibison) Opening file...ready to test.

(ibison)

(ibison) (interactive)

(sidbison) █
```

Figure 2.1: Screenshot of lambda calculus debug

`ycombinator.err` was loaded into `sidBison` using the `test` command.

```
bash-4.1$ ledit ./sidbison lambdacalceexample/lambdacalc.y lambdacalceexample/1
ex.so
Stepwise Interactive Debugger Bison 1.0
Please report bugs to Siddhartha.Prasad@tufts.edu
(sidbison)test lambdacalceexample/input/ycombinator.err
(ibison) test lambdacalceexample/input/ycombinator.err

(ibison)

(ibison) Opening file...ready to test.

(ibison)

(ibison) (interactive)

(sidbison)step
A new token was encountered: \
(sidbison)step
The current token was added to the parsed string
(sidbison)steprule
Stepped to next rule
(sidbison)str
str: \ var

(sidbison)crule
crule: Could not indentify crule as string was not accepted
(sidbison) █
```

Figure 2.2: Screenshot of lambda calculus debug

The `step` command executes a single parser step. The first `step` executes the action of *looking ahead* to the `\` character. The `steprule` command is then used to step to the next rule being parsed. The `str` command shows that the last rule parsed was named `var`. The current rule being parsed could not be identified since the entire string was not accepted. `iBison` is trying to parse the entire subsequent string, alongside the current results of `str` to a top level rule. However, the string does not match any rules in the grammar.

```

(sidbison)crule
crule: Could not indentify crule as string was not accepted
(sidbison)steprule
Stepped to next rule
(sidbison)step
A new token was encountered: .
(sidbison)rulepos
(null)Where crule: Could not indentify crule as string was not accepted
(sidbison)str
str: \ var . ( \ var

(sidbison)steprule
Stepped to next rule
(sidbison)str
str: \ var . ( \ var . ( \ var

(sidbison)rulepos
Possible rule positions are:
    5 func: LAMBDA var . DOT scope

(interactive) Where crule: func: LAMBDA var DOT scope
(sidbison)

```

Figure 2.3: Screenshot of lambda calculus debug

After stepping two more rules, the `rulepos` rule uses a `'.'` to show the current position in the parsing process, as well as the current rule.

```

(interactive) Where crule: func: LAMBDA var DOT scope
(sidbison)br
Token: )
br: Broken at )
(sidbison)str
str: \ var . ( \ var . ( \ var . ( funcexp ( funcexp argexp

(sidbison)crule
crule: app: LPAREN funcexp argexp RPAREN
(sidbison)steprule
Stepped to next rule
(sidbison)str
str: \ var . ( \ var . ( \ var . ( funcexp app

(sidbison)br
Token: )
br: Broken at )
(sidbison)str
str: \ var . ( \ var . ( \ var . ( funcexp app

(sidbison)

```

Figure 2.4: Screenshot of lambda calculus debug

The `br` command can be used to step forward till the current token being looked at is a `)`. The `str` command shows the current state in the parsing process.


```

(interactive) Where crule: exp: app
(sidbison)step
A new rule was parsed: exp: app

(sidbison)steprule
Stepped to next rule
(sidbison)str
str: \ var . ( \ var . ( \ var . ( funcexp argexp

(sidbison)rulepos
Possible rule positions are:
    6 app: LPAREN funcexp argexp . RPAREN

(interactive) Where crule: app: LPAREN funcexp argexp RPAREN
(sidbison)step
The current token was added to the parsed string
(sidbison)step
A new rule was parsed: app: LPAREN funcexp argexp RPAREN

(sidbison)step
A new rule was parsed: exp: app

(sidbison)steprule
Stepped to next rule
(sidbison)rulepos
Possible rule positions are:
    2 exp: func .

(interactive) Where crule: exp: func
(sidbison)steprule
Stepped to next rule
(sidbison)str
str: \ var . ( \ var . ( exp

(sidbison)steprule
Stepped to next rule
(sidbison)str
str: \ var . ( \ var . ( funcexp

(sidbison)steprule
Parser error! String not accepted
Quitting
bash-4.1$ █

```

Figure 2.5: Screenshot of lambda calculus debug

The parsing process reaches lower level rules. `rulepos` and `crule` show the current rules being parsed. The only rule that starts and ends with parentheses is observed to be `app`.

Conclusion

The step-through debug shows that the specification directs `Bison` to attempt to parse $(\lambda x.(h(x x)))$ as part of the `app` rule. Thus, the string is treated as a function application with no argument. This, however, does not match the specification. As a result, `ycombinator.err` is not accepted.

Chapter 3

Implementing `sidBison` Commands

`sidBison` is designed to be a step-through debugger at the grammar level, and is built on top of `iBison`'s interactive debugging mechanism. The mathematical underpinnings of the system involve mapping `Bison` and `iBison` constructs like

1. Push-Down Automata
2. State Stacks, represented by ss .
3. Token Stacks, represented by ts
4. Lookahead tokens, represented by lh .

to EBNF grammar rules. As a result, each command takes the form of a mathematical function in terms of these constructs. Thus, `sidBison` commands can be thought of as a set of functions $\{f_i \mid i = 1\dots 7\}$.

steprule The `steprule` command takes the user to the next rule encountered by the parser. Thus, it presents a step-wise debugging abstraction in terms of the user-provided grammar specification instead of parser-generator options.

The command is implemented by stepping through `iBison` state changes until a reduce action is executed. As a result it has the mathematical form $f_2 : \text{Parser Automaton} \rightarrow (ss', ts')$, where :

1. ss' represents a new state stack, and by extension a new current state.
2. ts' represents a new token stack.

step The `step` command allows the user to step forward to the next action taken by the underlying parser. It is the simplest command for the `sidBison` system. The rule is of the form $f_1(ss, ts, ct) \rightarrow (ss', ts', ct')$, where:

1. ss and ss' are state stacks, where ss' is a new state stack created by taking a step.
2. ts and ts' are token stacks, where ts is a new token stack created by taking a step.
3. ct and ct' are current tokens, where ct' is a new current token obtained either by a new lookahead or from ss' .

The **step** command provides the basis of mapping actions in terms of the underlying parser to those involving **Bison** specifications. It maps a new *lookahead* to encountering a new token, a shift to adding the token to the string, and a reduce to parsing a rule. Several of the more complicated **sidBison** commands leverage **step**.

crule The **crule** command returns the current rule being parsed by Bison generated parser. It takes the form of a mathematical function $f_3 : (\text{Parser Automaton}, cs, ss) \rightarrow (\text{EBNF Rule})$, where cs is the current state, and ss is the state stack.

In general, a bottom-up parser cannot predict the non-terminal to which a partially known sequence of tokens will be reduced [5]. Even judging if a reduction will ever take place is an undecidable problem. As a result, the command cannot be implemented using a single instance of a single-pass parser like **Bison**. **crule** therefore utilizes a time-travelling heuristic.

This approach is concurrent in nature. A secondary **iBison** process is spawned and is placed in the same state as the primary one. This secondary debugger is then stepped forward to the first parser *reduce* action where the state stack has either shrunk, or has the same size with a different top element. The reduced rule is precisely the production being parsed.

rulepos **rulepos** enumerates all current positions in which the parser may be within grammar rules. It is implemented by examining the rules and positions associated with the current rule in the underlying automaton. It has the mathematical form $f_4 : cs \rightarrow [(\text{EBNF Rule}, p)]$, where cs represents the current state and p represents a position in the rule.

str The **str** command returns the current position in the overall parsing process. It is implemented by displaying the contents of the **iBison** token stack. It has mathematical form $f_5 : cs \rightarrow str_{ss}$, where cs represents the current state and str_{ss} is a string representation of the state stack.

ctkn The **ctkn** command displays the token with which the parser is currently dealing. It is implemented by presenting the newer of the look-ahead token and the top element of the token stack. Thus, it has mathematical form: $f_6 : (cs, lh) \rightarrow \text{token}$.

br The **br** command allows the user to break when a particular token is encountered. This functionality is provided by stepping until the **ctkn** equals the token provided. Thus it has mathematical form $f_7 : tkn \rightarrow (cs', ss')$, where:

1. ss' represents a new state stack, and by extension a new current state.
2. ts' represents a new token stack.
3. tkn represents the input token.

If this token is never found, **sidBison** completes the entire parsing process.

The **quit** and **test** commands are not involved in the actual debugging process, and so are not explained above.

3.1 Interacting with iBison

As mentioned earlier, **sidBison** is built on top of Satya Popuri's **iBison** system. The main **sidBison** process spawns a child **iBison** process, and ties the child's input and output streams back to the parent. Much of the interprocess communication between **sidBison** and **iBison** is carried out by the **read_from_ibison** function. This function is discussed in Part II.

Part II
Usability

The `sidBison` system's success hinges on its usability. As described in the previous chapters, its command set is small but expressive. It allows a user to navigate both accepted and rejected inputs in a way that brings a specified grammar's semantics to light. The system's can be considered a success only if:

1. Interactivity: Response times for each command are reasonable, and do not grow faster than the size of input.
2. Intuitiveness: The step through mechanism presents bottom-up parsing in a linear manner. Responses dealing with rules should be in a standard BNF-based representation.

The following chapters deal with these aspects of `sidBison`.

Chapter 4

Interactivity

The `sidBison` tool cannot be considered a successful stepwise debugger if it is not truly interactive. As a result, each command must execute in a reasonable amount of time. Since a command's execution time may be context dependent, an understanding of the system's time-complexity may help users improve their use of the system. Upper bounds for execution time, along with empirical run-times, allow for the evaluation of the interactivity of `sidBison`.

4.1 Complexity

Complexity of Bison It is necessary to understand the runtime of Bison before reasoning about `sidBison`'s runtime. According to the Bison user manual, “a GLR parser can take quadratic or cubic worst-case time, and the current Bison parser even takes exponential time and space for some grammars ” [4]. However, for most grammars parsing time is $O(|G|n)$ [4][15]. $|G|$ is the number of tokens in the grammar and n is the length of the string to be parsed.

Reading from iBison `sidBison` is built on top of Satya Kiran Popuri's `iBison` system. As a result, much of `sidBison`'s resources and run-time are invested in inter-process communication. Several commands read information from the `iBison` process. As a result, it is important to compute the asymptotic time needed to communicate with `iBison`.

1. The size of information output from `iBison` is a function of its state and token stack sizes.
2. `sidBison` sets an upper limit of $1KB$ on the sizes of the state and token stacks. These upper limits are hit only if grammars match several hundred non-terminal tokens to a single rule.
3. As a result, there is a fixed upper bound on the information that needs to be read from `iBison`.

Thus, while the constants in question may be large (at most $2KB$), reading information from `iBison` takes $O(1)$ time. This communication is implemented in the function `read_from_ibison`.

step The `step` command is the most basic of `iBison` commands. It executes a single Bison step. Since reading from `iBison` takes constant time, `step`'s runtime has complexity $O(n|G|)$ where $n = 1$. Since the number of tokens in a grammar is constant for any debugging instance, `step` runs in constant time.

steprule The `steprule` command steps repeatedly until a reduce action is executed. Thus, it may call `step` up to n times, where n is the length of the input string. As a result, since the number of tokens in a grammar is constant for any debugging instance, it has complexity $O(n)$.

crule The time-travelling `crule` command spawns a new `iBison` process and steps first to the current state, and then until the current rule is reduced. As a result, it steps and reads from `iBison` up to n times, where n is the length of the input string. As a result, it runs in $O(n)$. However, given that it has to spawn a new process, the constants in the linear describing its execution time are large.

rulepos The `rulepos` command helps identify the user's current position in the rule they are parsing. It first looks up the rules associated with the current parser automaton state and then calls `crule`. As looking up rules is a constant time operation, and `crule` is linear, the `rulepos` command runs in $O(n)$.

str The `str` command returns the contents of the token stack. As the size of this stack is bounded, it runs in $O(1)$.

ctkn The `ctkn` command accesses the newer of the top element of the token stack and the lookahead to return the current token. As both these operations take constant time, `ctkn` runs in $O(1)$.

br The `br` command steps repeatedly until the current token equals a specified token. Thus, it may call `step` and `ctkn` up to n times each, where n is the length of the input string. As both `step` and `ctkn` take constant time, it has complexity $O(n)$.

4.2 Empirical analysis

Compiling `sidBison` with the `DDEBUGLOG=1` flag enables a timing routine with a resolution of 10^{-6} seconds. This feature writes system and user time taken by a command to `stderr`. User time reflects the time spent in user-mode in the `sibBison` and `iBison` processes, while system time is the CPU time spent by the

processes in the kernel. System time mainly reflects time used in interprocess communication.

Runtimes for each command were logged while debugging the Calculator, Programmable Computable Functions, and Impcore examples in Appendix B. These files have grammar size ($|G|$ as defined earlier) 8, 32 and 34 as described earlier. Input sizes (n) are 7, 30, and 48 tokens respectively. Tests were carried out on a 6 processor machine running Red Hat Enterprise Linux Server 6.7 with 8 gigabytes of memory. Raw data can be found in Appendix C. The figures below display mean run-times for each command for each file.

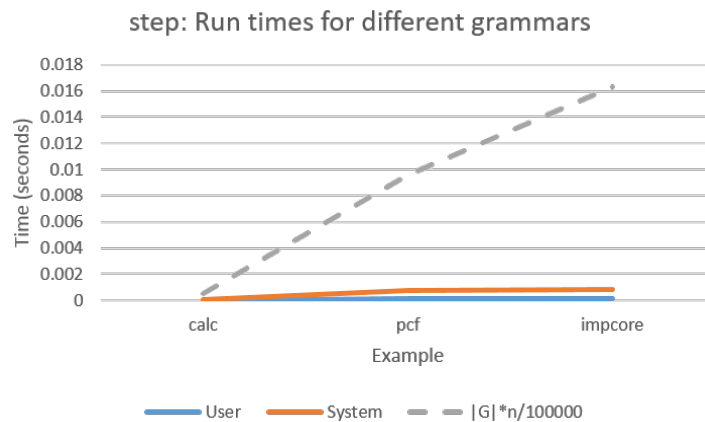


Figure 4.1: Run times for the `step` command. The blue line represents user time, the orange line represents system time, and the grey line represents a standardized product of $|G|$ and n for the test.

The average user time taken by the `step` command was $0s$ for `calc`, $0.000111s$ for `pcf`, and $0.0001052s$ for `impcore`. The average system time taken by the command was $0.0001s$ for `calc`, $0.0007778s$ for `pcf`, and $0.000841947s$ for `impcore`.

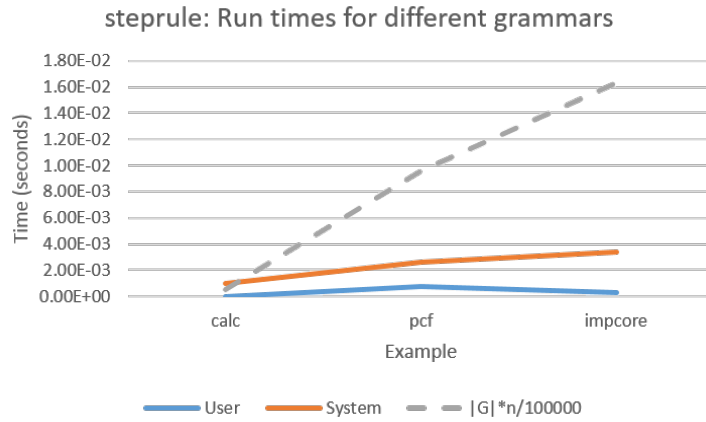


Figure 4.2: Run times for the **steprule** command. The blue line represents user time, the orange line represents system time, and the grey line represents a standardized product of $|G|$ and n for the test.

The average user time taken by the **steprule** command was 0s for calc, 0.0007499s for pcf, and 0.003s for impcore. The average system time taken by the command was 0.001s for calc, 0.002583s for pcf, and 0.0033993s for impcore.

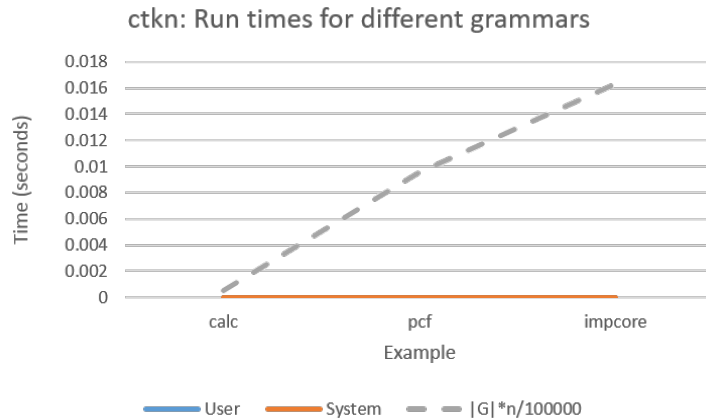


Figure 4.3: Run times for the **ctkn** command. The blue line represents user time, the orange line represents system time, and the grey line represents a standardized product of $|G|$ and n for the test. In this figure, the blue and orange lines overlap completely.

The average user time taken by the **ctkn** command was 0s for calc, 0s for pcf, and 0s for impcore. The average system time taken by the command was 0s

for `calc`, 0s for `pcf`, and 0s for `impcore`. These values are obtained due to the resolution of the measuring tool. `ctkn` executes in less than 10^{-6} seconds of both user and system time. As a result, the lines representing user and system time overlap exactly in Figure 4.3, highlighting the constant-time nature of the command.

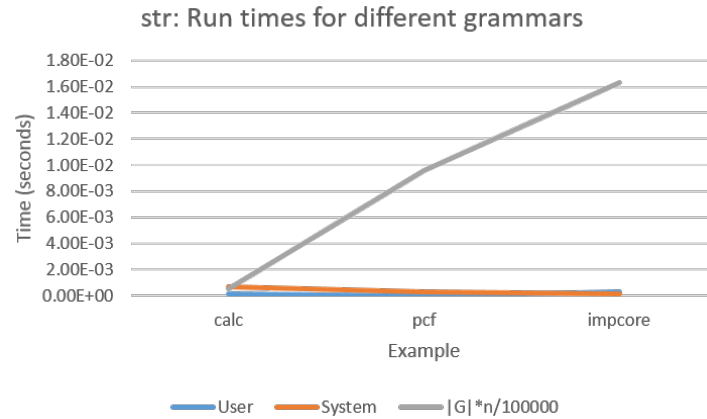


Figure 4.4: Run times for the `str` command. The blue line represents user time, the orange line represents system time, and the grey line represents a standardized product of $|G|$ and n for the test.

The average user time taken by the `str` command was 0.0001666s for `calc`, 0s for `pcf`, and 0.0003333s for `impcore`. The average system time taken by the command was 0.0006667s for `calc`, 0.00033s for `pcf`, and 0.000111s for `impcore`.

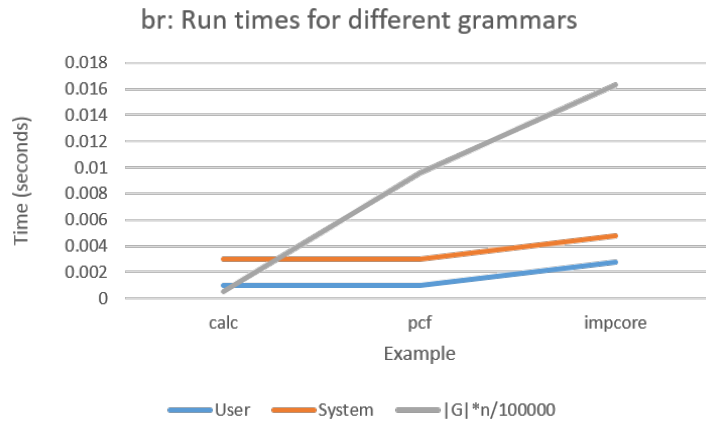


Figure 4.5: Run times for the **br** command. The blue line represents user time, the orange line represents system time, and the grey line represents a standardized product of $|G|$ and n for the test.

The average user time taken by the **br** command was 0.001s for calc, 0.001s for pcf, and 0.00275s for impcore. The average system time taken by the command was 0.003s for calc, 0.00299s for pcf, and 0.00475s for impcore.

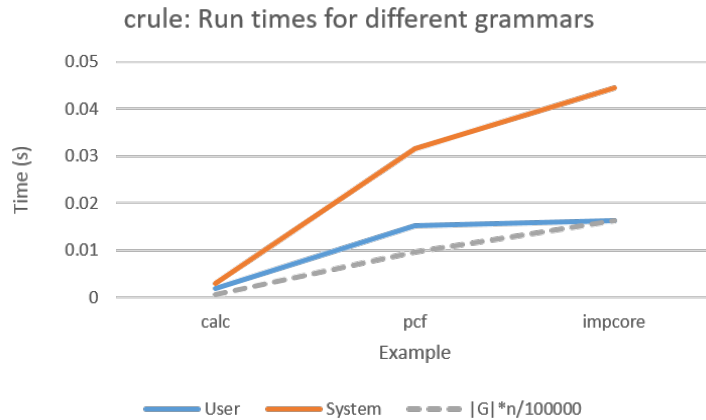


Figure 4.6: Run times for the **crule** command. The blue line represents user time, the orange line represents system time, and the grey line represents a standardized product of $|G|$ and n for the test.

The average user time taken by the **crule** command was 0.001833s for calc, 0.01516s for pcf, and 0.0162834s for impcore. The average system time taken by the command was 0.00299s for calc, 0.03166183s for pcf, and 0.044565s for

impcore.

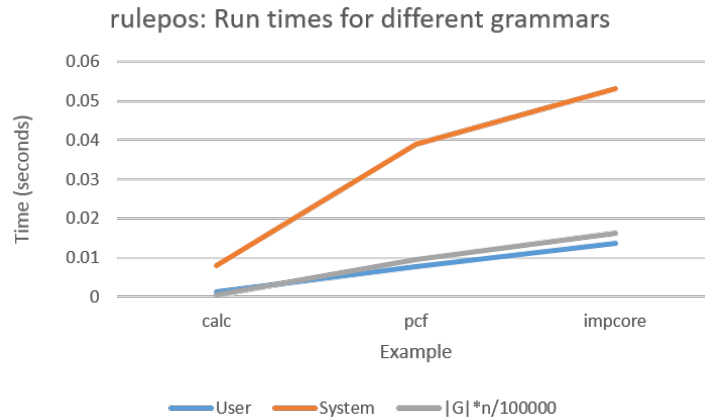


Figure 4.7: Run times for the rulepos command. The blue line represents user time, the orange line represents system time, and the grey line represents a standardized product of $|G|$ and n for the test.

The average user time taken by the **rulepos** command was 0.001333s for calc, 0.007665333s for pcf, and 0.013664666s for impcore. The average system time taken by the command was 0.007998666s for calc, 0.038994s for pcf, and 0.052992s for impcore.

4.3 Conclusion

All **sidBison** commands run in either constant or linear time in the average case. While constants might be large, run-time upper bounds guarantees that the system's response time will not grow too large as input string sizes increase. Empirical evidence presented in Figures 4.1 - 4.6 illustrates that this analysis carries over to practice.

While all the grammars used in this empirical analysis had less than 50 tokens, the clear linear patterns as well as theoretical upper bounds suggest that the observed results will carry over to far larger grammars. Standard deviations were found to be sufficiently small, and variations were attributed to system state and other noise. If grammar sizes increase, **sidBison's** command execution time will only grow linearly – the same as GNU Bison. Thus, debugging tool promises to deliver reasonable execution times for reasonably sized grammars.

Chapter 5

Case Study: Impcore

Impcore is a simple imperative language used as a pedagogical tool in *Comp 105: Programming Languages at Tufts University*. A lexer and parser specification for Impcore is specified in Appendix B. It involves files `imp.l` and `imp.y`. This case study presents an evaluation of `sidBison` commands by the author through the course of stepping through the Impcore grammar with specific inputs. This step-through assessment provides some ideas of how commands could be used.

The file `relprime.imp` contains the following valid Impcore program:

```
(define relprime? (m n)
  (if (= (gcd m n) 1) 1 0))

(define gcd (m n)
  (if (= n 0)
      m
      (gcd n (mod m n))))
```

```

bash-4.1$ ./sidbison impcoreexample/imp.y impcoreexample/lex.so
Stepwise Interactive Debugger Bison 1.0
Please report bugs to Siddhartha.Prasad@tufts.edu
(sidbison)test impcoreexample/Input/relprime.imp
(ibison) test impcoreexample/Input/relprime.imp

(ibison)

(ibison) Opening file...ready to test.

(ibison)

(ibison) (interactive)

(sidbison)step
A new token was encountered: (
(sidbison)steprule
Stepped to next rule
(sidbison)str
str: ( define functionname

(sidbison)rulepos
Possible rule positions are:
    5 def: LPAREN DEFINE functionname . formals exp RPAREN

(interactive) Where crule: def: LPAREN DEFINE functionname formals exp RPAREN
(sidbison)steprule
Stepped to next rule
(sidbison)ctkn
ctkn:m
(sidbison)steprule
Stepped to next rule
(sidbison)steprule
Stepped to next rule
(sidbison)steprule
Stepped to next rule
(sidbison)str
str: ( define functionname ( variablename variablenamestar

(sidbison)crule
crule: variablenamestar: variablename variablenamestar
(sidbison)step
A new rule was parsed: variablenamestar: variablename variablenamestar

(sidbison)

```

Figure 5.1: Screenshot of Impcore step-through.

`relprime.imp` is loaded into `sidBison` using the `test` command. `str` and `rulepos` are very helpful in identifying the current position in the parsing process. `steprule` is the easiest way to take large steps when aware of one's position in the grammar.

```

(sidbison)crule
crule: variablenamestar: variablename variablenamestar
(sidbison)step
A new rule was parsed: variablenamestar: variablename variablenamestar

(sidbison)br
Token: )
br: Broken at )
(sidbison)str
str: ( define fonctionname ( variablenamestar

(sidbison)steprule
Stepped to next rule
(sidbison)str
str: ( define fonctionname formals

(sidbison)ctkn
ctkn:)
(sidbison)steprule
Stepped to next rule
(sidbison)steprule
Stepped to next rule
(sidbison)str
str: ( define fonctionname formals ( if ( function

(sidbison)ctkn
ctkn:=
(sidbison)br
Token: 1
br: Broken at 1
(sidbison)str
str: ( define fonctionname formals ( if ( function exp

(sidbison)rulepos
Possible rule positions are:
  18 expstar: exp . expstar

(interactive) Where crule: expstar: exp expstar
(sidbison)steprule
Stepped to next rule
(sidbison)rulepos
Possible rule positions are:
  10 exp: literal .

(interactive) Where crule: exp: literal
(sidbison)

```

Figure 5.2: Screenshot of Impcore step-through.

The `br` command allows for more useful, specific large steps when the user is familiar with the input string. These multiple step commands are generally followed by `str` or `rulepos` in order to ascertain a user's new position in the grammar.


```

(interactive) Where crule: exp: literal
(sidbison)ctkn
ctkn:1
(sidbison)step
A new rule was parsed: exp: literal

(sidbison)step
A new token was encountered: )
(sidbison)step
The current token was added to the parsed string
(sidbison)step
A new rule was parsed: expstar: RPAREN

(sidbison)step
A new rule was parsed: expstar: exp expstar

(sidbison)step
A new rule was parsed: expstar: exp expstar

(sidbison)str
str: ( define functionname formals ( if ( function expstar

(sidbison)step
A new rule was parsed: exp: LPAREN function expstar

(sidbison)step
A new token was encountered: 1
(sidbison)step
The current token was added to the parsed string
(sidbison)br
Token: )
br: Broken at )
(sidbison)str
str: ( define functionname formals ( if exp exp exp

(sidbison)steprule
Stepped to next rule
(sidbison)step
The current token was added to the parsed string
(sidbison)step
The current token was added to the parsed string
(sidbison)ctkn
ctkn:)
(sidbison)step
A new rule was parsed: def: LPAREN DEFINE functionname formals exp RPAREN

(sidbison)█

```

Figure 5.3: Screenshot of Impcore step-through.

As described earlier, `step` deals with finding new tokens, adding them to the parsed string, and parsing rules. These allow for a more granular step-through approach. Using the `step` command, therefore, gives the user a good feel of the actions being taken by the parser.

```

A new rule was parsed: def: LPAREN DEFINE fonctionname formals exp RPAREN

(sidbison)step
A new token was encountered: (
(sidbison)str
str: def

(sidbison)br
Token: mod
br: Broken at mod
(sidbison)str
str: def ( define fonctionname formals ( if exp exp ( function exp (

(sidbison)rulepos
Possible rule positions are:
 12 exp: LPAREN . SET variablename exp RPAREN
 13   | LPAREN . IF exp exp exp RPAREN
 14   | LPAREN . WHILE exp exp RPAREN
 15   | LPAREN . BEGN expstar
 16   | LPAREN . function expstar

(interactive) Where crule: exp: LPAREN function expstar
(sidbison)steprule
Stepped to next rule
(sidbison)str
str: def ( define fonctionname formals ( if exp exp ( function exp ( fonctionname

(sidbison)crule
crule: function: fonctionname
(sidbison)step
A new rule was parsed: function: fonctionname

(sidbison)ctkn
ctkn:mod
(sidbison)step
A new token was encountered: m
(sidbison)ctkn
ctkn:m
(sidbison)steprule
Stepped to next rule
(sidbison)step
The current token was added to the parsed string
(sidbison)step
A new rule was parsed: exp: variablename

(sidbison)steprule
Stepped to next rule

```

Figure 5.4: Screenshot of Impcore step-through.

The `rulepos` command currently presents the user with several possible possibilities for the current position in the current rule. While this is very useful, the current rule could be used to narrow the results displayed, rather than relying on the user to piece the information together. While the `crule` command is essential in the context of `rulepos`, it is not independently used as often as any other command.

```

(sidbison)step
A new rule was parsed: exp: variablename

(sidbison)steprule
Stepped to next rule
(sidbison)str
str: def ( define fonctionname formals ( if exp exp ( function exp ( function exp v
ariablename

(sidbison)steprule
Stepped to next rule
(sidbison)str
str: def ( define fonctionname formals ( if exp exp ( function exp ( function exp e
xp

(sidbison)step
A new token was encountered: )
(sidbison)step
The current token was added to the parsed string
(sidbison)step
A new rule was parsed: expstar: RPAREN

(sidbison)rulepos
Possible rule positions are:
    18 expstar: exp expstar .

(interactive) Where crule: expstar: exp expstar
(sidbison)step
A new rule was parsed: expstar: exp expstar

(sidbison)step
A new rule was parsed: expstar: exp expstar

(sidbison)br
Token: )
br: Broken at )
(sidbison)str
str: def ( define fonctionname formals ( if exp exp ( function exp ( function expst
ar

(sidbison)step
A new rule was parsed: exp: LPAREN function expstar

(sidbison)step
The current token was added to the parsed string
(sidbison)step
The current token was added to the parsed string

```

Figure 5.5: Screenshot of Impcore step-through.

```

A new rule was parsed: expstar: exp expstar

(sidbison)br
Token: )
br: Broken at )
(sidbison)str
str: def ( define fonctionname formals ( if exp exp ( function exp ( function expst
ar

(sidbison)step
A new rule was parsed: exp: LPAREN function expstar

(sidbison)step
The current token was added to the parsed string
(sidbison)step
The current token was added to the parsed string
(sidbison)step
A new rule was parsed: expstar: RPAREN

(sidbison)step
A new rule was parsed: expstar: exp expstar

(sidbison)step
A new rule was parsed: expstar: exp expstar

(sidbison)step
A new rule was parsed: exp: LPAREN function expstar

(sidbison)str
str: def ( define fonctionname formals ( if exp exp exp

(sidbison)br
Token: )
br: Broken at )
(sidbison)br
Token: )
br: Broken at )
(sidbison)br
Token: )
br: Broken at )
(sidbison)str
str: def ( define fonctionname formals ( if exp exp exp

(sidbison)br
Token: a
Finished parsing, string is accepted
Quitting
bash-4.1$ █

```

Figure 5.6: Screenshot of Impcore step-through.

The `br` command does not take any steps when the current token matches the token to which to be stepped. This behaviour can affect the command's usability in parenthesis-heavy languages like Impcore. It may be useful to have a second `break` command that steps to at least the next token before it breaks. `br` can be called on a token not in the input string to quickly complete execution. Perhaps this functionality could be implemented in a `complete` command.

The `sidBison` command set is rich enough to allow easy analysis of a `Bison` specification. While there are potential additions to this command set, the current commands are expressive enough to get a sense of the semantics of a grammar.

Chapter 6

Additional Work

6.1 Case Study: Usability

The ultimate goal of the `sidBison` project is to make parser-generating tools more accessible to the average programmer. Future work could involve a study on the effectiveness of Stepwise Interactive Debugger for Bison as a tool that aids this accessibility. This investigation could evaluate the tool's helpfulness in performing tasks with the Bison parser-generator. Subjects could be provided with incorrect parser-generator specifications and inputs, and be asked to debug these programs with and without `sidBison`. A questionnaire could then be administered, evaluating the intuitiveness and ease of use of the tool.

While ease of use and intuitiveness are very hard to quantify, user case studies are a good way to get a sense for the system's effectiveness. The `sidBison` usability study has been approved by the Tufts University Internal Review Board

6.2 Technical Improvements

1. The `sidBison` system could be expanded to deal with LL parser generator systems such as ANTLR.
2. `sidBison` could also be ported to YACC implementations in languages such as C++, F # and Standard ML.
3. Syntax highlighting and IDE support for Bison files could help improve the readability and debug-ability of grammar specifications.
4. Just-In-Time compiling within an IDE could help highlight potential conflicts in the specification while it is being written.
5. The behaviours suggested in Chapter 5 could be implemented as new `sidBison` commands.

Chapter 7

Conclusion

The Stepwise Interactive Debugger for Bison is a system that allows users to debug `Bison 2.3`-generated parsers at the specification level. It provides users with the ability to step-through and examine the parsing process, abstracting away the specific details of underlying parser abstractions. The system was evaluated to be both intuitive and responsive – command execution times have the same upper bounds as `Bison`.

Despite its intuitiveness, there are several additions that can be made to `sidBison` to improve user experience. The command set could be expanded to include `break` and `complete` instructions, and the system could be ported to other popular parser-generator implementations. Then, `sidBison` could truly make parser-generators more accessible to the average programmer.

Appendix A

A Quick Overview of Formal Grammars

A formal grammar is a set of rules that describe how strings might be produced in a language. It can function as both a recognizer and a language generating construct.

Terminals Terminal symbols are actual members of the alphabet that compose the language described by a formal grammar.

Non-terminals Non-terminal symbols can be thought of as *syntactic variables* that describe groupings or combinations of other symbols, as described by the rules of a formal grammar.

A.1 Context Free Grammars

A context-free grammar is a special kind of formal grammar where each rule is of the form $E \rightarrow \alpha$, where E is a non-terminal symbol and α is a string of terminals and non-terminals in the grammar. Such a grammar is not context dependent – the non-terminal symbol E can always be replaced by α , regardless of the situation.

Backus Naur Form (BNF) is a notational method used to describe context-free grammars. It has the basic form $E := \alpha \mid \beta \dots$ [13]. Here, the non-terminal E could be replaced either by the strings α or β . Thus, the BNF specification for a language $\{a\}^*$ is

```
E := E a
    | a
```

Bison specifications are rooted in Backus Naur Form.

Appendix B

Examples

B.1 Calculator

Presented below are Flex and Bison files that represent a calculator. These specifications were inspired by an `iBison` example [11]. These files can be debugged with `sidBison` are presented below.

B.1.1 Lexer file: `calcparser.l`

```
%{
# include "calcparser.tab.h"
# undef yywrap
# define yywrap() 1
%}

%option noyywrap

int [0-9]+
blank [ \t]

%%
{blank}+
[\n]+
\+      return OPERATOR_PLUS;
-       return OPERATOR_MINUS;
\*      return OPERATOR_MULT;
\/      return OPERATOR_DIV;
\<       return LPAREN;
\>      return RPAREN;
{int}   return NUMBER;
.       {fprintf(stderr, "Invalid token!\n");}
%%
```

```

\end{Verbatim}

\subsection{Grammar file: calcparser.y}

\begin{Verbatim}[frame=single]

%{
/* A simple calculator */
void yyerror(const char *s);
%}
%token      NUMBER
%token      OPERATOR_PLUS
%token      OPERATOR_MINUS
%token      OPERATOR_MULT
%token      OPERATOR_DIV
%token      LPAREN
%token      RPAREN
%left OPERATOR_PLUS OPERATOR_MINUS
%left OPERATOR_MULT OPERATOR_DIV
%%
exp: exp OPERATOR_PLUS exp
    | exp OPERATOR_MINUS exp
    | exp OPERATOR_MULT exp
    | exp OPERATOR_DIV exp
    | LPAREN exp RPAREN
    | NUMBER
;
%%
void
yyerror(const char *s)
{
    fprintf(stderr, "Syntax error: %s\n", s);
}

```

B.2 Programmable Computable Functions

PCF is a simple typed functional language proposed by Dana Scott in 1969. Flex and Bison files that can be debugged with `sidBison` are presented below.

B.2.1 Lexer file: pcf.l

```

%{
# include "pcf.tab.h"
# undef yywrap
# define yywrap() 1

```

```

%}

%option noyywrap

blank [ \t]
word [a-zA-Z][a-zA-Z0-9]*

%%
{blank}+
[\n]+
0      return ZERO;
:      return COLON;
"true" return TRUE;
"false" return FALSE;
\.     return DOT;
\<      return LPAREN;
\)     return RPAREN;
"fix"  return FIX;
"zero" return ZEROFUNC;
"succ" return SUCC;
"pred" return PRED;
"if"   return IF;
"then" return THEN;
"else" return ELSE;
"fn"   return FN;
"nat"  return NAT;
"bool" return BOOL;
"->"  return ARROW;
{word} return IDEN;
.      {fprintf(stderr, "Invalid token!\n");}

%%

```

B.2.2 Parser file: pcf.y

```

%{

/* A simple PCF grammar */

%}

%token ZERO
%token TRUE
%token FALSE
%token IDEN
%token FIX
%token ZEROFUNC

```

```

%token LPAREN
%token RPAREN
%token SUCC
%token PRED
%token IF
%token THEN
%token ELSE
%token FN
%token COLON
%token DOT
%token NAT
%token ARROW
%token BOOL

%left ARROW

%%

m : ZERO
  | TRUE
  | FALSE
  | var
  | zerofunc
  | succ
  | pred
  | ifelse
  | fun
  | app
  | fix

fix : FIX LPAREN m RPAREN

app : LPAREN callfunc argfunc RPAREN

callfunc : m
argfunc : m

tau : NAT
      | BOOL
      | funtau
      | LPAREN funtau RPAREN

funtau : tau ARROW tau

fun : FN var COLON tau DOT m

succ : SUCC LPAREN m RPAREN

```

```

pred : PRED LPAREN m RPAREN

zerofunc : ZEROFUNC LPAREN m RPAREN

var : IDEN

ifelse : IF m THEN m ELSE m

%%
/*

app : funcexp argexp

succ : SUCC LPAREN m RPAREN
pred : PRED LPAREN m RPAREN
fix : FIX LPAREN m RPAREN

funcexp : m
argexp : m

fix : LPAREN m RPAREN

func : FN var COLON tau DOT m

*/
void yyerror (const char *s)
{
fprintf(stderr, "Syntax error: %s\n", s);
}

```

B.3 Lambda Calculus

The lambda calculus is a formal system that expresses computation by way of functions. Flex and Bison files that can be debugged with `sidBison` are presented below.

B.3.1 Lexer file: `lambdacalc.l`

```

%{
# include "lambdacalc.tab.h"
# undef yywrap
# define yywrap() 1

%}

%option noyywrap

```

```

blank [ \t]
word [a-zA-Z][a-zA-Z0-9]*
int [0-9]+

%%
{blank}+
[\n]+
{int}      return CONSTANT;
{word}     return IDENT;
\.         return DOT;
\\.        return LAMBDA;
\<         return LPAREN;
\)         return RPAREN;
.          {fprintf(stderr, "Invalid token!\n");}
%%

```

B.3.2 Grammar file: `lambdacalc.y`

```

%{
/* Untyped lambda calculus */
void yyerror(const char *s);
%}

%token IDENT
%token CONSTANT
%token LPAREN
%token RPAREN
%token LAMBDA
%token DOT

%%

exp : var
    | func
    | app
    | CONSTANT

func : LAMBDA var DOT scope

app : LPAREN funcexp argexp RPAREN

scope : exp

```

```

funcexp : exp

argexp : exp

var : IDENT

;

%%
void
yyerror(const char *s)
{
    fprintf(stderr, "Syntax error: %s\n", s);
}

```

B.4 Impcore

Impcore is a simple imperative language used as a pedagogical tool in Comp 105: Programming Languages at Tufts University. A lexer and parser for impcore are presented below:

B.4.1 Lexer file: imp.l

```

%{
#include "heading.h"
# include "imp.tab.h"
# undef yywrap
# define yywrap() 1

/* Need to include - in word */

%}

%option noyywrap

blank [ \t]
word [a-zA-Z][a-zA-Z0-9\-*]
int [0-9]+

%%
{blank}+
[\n]+
\(          return LPAREN;
\)          return RPAREN;
\+          return PLUS;

```

```

-           return MINUS;
\*          return MUL;
\/          return DIV;
"="         return EQ;
\<           return LT;
\>         return GT;
"val"      return VAL;
"define"   return DEFINE;
"use"      return USE;
"check-expect" return CHECKEXPECT;
"set"      return SET;
"if"       return IF;
"while"    return WHILE;
"begin"    return BEGN;
"print"    return PRINT;
"check-err" return CHECKERR;
{int}      {return NUMERAL;}
{word}     {return NAME;}
.          {fprintf(stderr, "Invalid token!\n");}

%%

```

B.4.2 Parser file: imp.y

```

%{
/* Leaving unit-test out of def */
#include "heading.h"
#include <stdio.h>
void yyerror(const char *s);
int yylex(void);
%}

%token VAL
%token DEFINE
%token LPAREN
%token RPAREN
%token USE
%token CHECKEXPECT
%token SET
%token IF
%token WHILE
%token BEGN
%token PLUS
%token MINUS
%token MUL
%token DIV
%token EQ

```



```

%token LT
%token GT
%token PRINT
%token CHECKERR
%token NUMERAL
%token NAME

%%

program :
    | def program

def : LPAREN VAL variablename exp RPAREN
    | exp
    | LPAREN DEFINE functionname formals exp RPAREN
    | LPAREN USE filename RPAREN
    | unittest

unittest : LPAREN CHECKEXPECT exp exp RPAREN
    | LPAREN CHECKERR exp RPAREN

exp : literal
    | variablename
    | LPAREN SET variablename exp RPAREN
    | LPAREN IF exp exp exp RPAREN
    | LPAREN WHILE exp exp RPAREN
    | LPAREN BEGN expstar
    | LPAREN function expstar

expstar : RPAREN
    | exp expstar

formals : LPAREN variablenamestar

variablenamestar : RPAREN
    | variablename variablenamestar

literal : NUMERAL

function : functionname
    | primitive

```

```

primitive : PLUS
          | MINUS
          | MUL
          | DIV
          | EQ
          | LT
          | GT
          | PRINT

variablename : NAME
functionname : NAME
filename : NAME

;

%%
void
yyerror(const char *s)
{
    fprintf(stderr, "Syntax error: %s\n", s);
}

```

B.5 JSON Grammar

```

JSON-text : ws value ws

begin-array  : ws %x5B ws ; [ left square bracket
begin-object : ws %x7B ws ; { left curly bracket
end-array    : ws %x5D ws ; ] right square bracket
end-object   : ws %x7D ws ; } right curly bracket
name-separator : ws %x3A ws ; : colon
value-separator : ws %x2C ws ; , comma

ws :
    ; Empty string
    | %x20 | ; Space
    | %x09 | ; Horizontal tab
    | %x0A | ; Line feed or New line
    | %x0D | ; Carriage return

```

```

value : false | null | true | object
       | array | number | string

false : %x66.61.6c.73.65 ; false

null  : %x6e.75.6c.6c    ; null

true  : %x74.72.75.65    ; true

object : begin-object
        [ member ( value-separator member ) ]
        end-object

member : string name-separator value

array  : begin-array [ value *( value-separator value ) ]
        end-array

number : [ minus ] int [ frac ] [ exp ]

decimal-point : %x2E      ; .

digit1-9 : %x31-39       ; 1-9

e : %x65 | %x45          ; e E

exp : e [ minus | plus ] 1*DIGIT

frac : decimal-point 1*DIGIT

int  : zero | ( digit1-9 *DIGIT )

minus : %x2D              ; -

plus  : %x2B              ; +

zero  : %x30              ; 0

string : quotation-mark *char quotation-mark

char : unescaped
      | escape (
        %x22 |          ; "   quotation mark U+0022
        %x5C |          ; \   reverse solidus U+005C
        %x2F |          ; |   solidus          U+002F
        %x62 |          ; b   backspace       U+0008
        %x66 |          ; f   form feed      U+000C
        %x6E |          ; n   line feed      U+000A
        %x72 |          ; r   carriage return U+000D
        %x74 |          ; t   tab           U+0009

```

```
          %x75 4HEXDIG ) ; uXXXX          U+XXXX
escape : %x5C          ; \
quotation-mark : %x22  ; "
unescaped : %x20-21 | %x23-5B | %x5D-10FFFF
```

Appendix C

Empirical Data

Table C.1: Calculator timing data

Command	User Time (s)	System Time (s)
br	0.00E+00	1.00E-03
br	2.00E-03	5.00E-03
crule	0.00E+00	0.00E+00
crule	0.00E+00	0.00E+00
crule	0.00E+00	3.00E-03
crule	5.00E-03	1.00E-03
crule	4.00E-03	6.00E-03
crule	2.00E-03	8.00E-03
ctkn	0.00E+00	0.00E+00
ctkn	0.00E+00	0.00E+00
ctkn	0.00E+00	0.00E+00
ctkn	0.00E+00	0.00E+00
rulepos	0.00E+00	7.00E-03
rulepos	3.00E-03	7.00E-03
rulepos	9.99E-04	1.00E-02
step	0.00E+00	0.00E+00
step	0.00E+00	0.00E+00
step	0.00E+00	0.00E+00
step	0.00E+00	0.00E+00
step	0.00E+00	0.00E+00
step	0.00E+00	0.00E+00
step	0.00E+00	0.00E+00
step	0.00E+00	0.00E+00
step	0.00E+00	0.00E+00
step	0.00E+00	1.00E-03
steprule	0.00E+00	1.00E-03

Continued on next page

Table C.1 – continued from previous page

Command	User Time (s)	System Time (s)
str	0.00E+00	4.00E-03
str	0.00E+00	0.00E+00
str	1.00E-03	0.00E+00
str	0.00E+00	0.00E+00
str	0.00E+00	0.00E+00
str	0.00E+00	0.00E+00

Table C.2: PCF timing data

Command	User Time (s)	System Time (s)
br	1.00E-03	3.00E-03
crule	6.00E-03	2.70E-02
crule	1.10E-02	2.80E-02
crule	1.30E-02	3.30E-02
crule	1.90E-02	2.60E-02
crule	2.60E-02	3.10E-02
crule	1.60E-02	4.50E-02
ctkn	0.00E+00	0.00E+00
ctkn	0.00E+00	0.00E+00
ctkn	0.00E+00	0.00E+00
ctkn	0.00E+00	0.00E+00
rulepos	6.00E-03	3.10E-02
rulepos	4.00E-03	3.90E-02
rulepos	1.30E-02	4.70E-02
step	0.00E+00	4.00E-03
step	0.00E+00	0.00E+00
step	0.00E+00	1.00E-03
step	0.00E+00	0.00E+00
step	0.00E+00	1.00E-03
step	0.00E+00	0.00E+00
step	0.00E+00	0.00E+00
step	9.99E-04	0.00E+00
step	0.00E+00	1.00E-03
steprule	1.00E-03	2.00E-03
steprule	2.00E-03	0.00E+00
steprule	1.00E-03	1.00E-03
steprule	0.00E+00	1.00E-03
steprule	0.00E+00	2.00E-03
steprule	1.00E-03	3.00E-03
steprule	0.00E+00	3.00E-03

Continued on next page

Table C.2 – continued from previous page

Command	User Time (s)	System Time (s)
steprule	2.00E-03	5.00E-03
steprule	1.00E-03	4.00E-03
steprule	0.00E+00	2.00E-03
steprule	9.99E-04	6.00E-03
steprule	0.00E+00	2.00E-03
str	0.00E+00	0.00E+00
str	0.00E+00	1.00E-03
str	0.00E+00	0.00E+00
str	0.00E+00	1.00E-03
str	0.00E+00	0.00E+00
str	0.00E+00	0.00E+00

Table C.3: Impcore timing data

Command	User Time (s)	System Time (s)
br	1.00E-03	4.00E-03
br	1.00E-03	1.00E-03
br	7.00E-03	1.20E-02
br	2.00E-03	2.00E-03
crule	6.00E-03	2.60E-02
crule	1.00E-03	9.00E-03
crule	6.00E-03	1.10E-02
crule	1.20E-02	2.30E-02
crule	1.10E-02	1.70E-02
crule	3.80E-02	1.02E-01
crule	4.00E-02	1.24E-01
ctkn	0.00E+00	0.00E+00
ctkn	0.00E+00	0.00E+00
ctkn	0.00E+00	0.00E+00
ctkn	0.00E+00	0.00E+00
ctkn	0.00E+00	0.00E+00
ctkn	0.00E+00	0.00E+00
rulepos	1.00E-03	3.40E-02
rulepos	9.00E-03	2.80E-02
rulepos	3.10E-02	9.70E-02
step	0.00E+00	1.00E-03
step	0.00E+00	0.00E+00
step	0.00E+00	0.00E+00
step	0.00E+00	0.00E+00
step	0.00E+00	9.99E-04

Continued on next page

Table C.3 – continued from previous page

Command	User Time (s)	System Time (s)
step	0.00E+00	1.00E-03
step	0.00E+00	9.99E-04
step	0.00E+00	0.00E+00
step	0.00E+00	1.00E-03
step	0.00E+00	4.00E-03
step	0.00E+00	0.00E+00
step	0.00E+00	0.00E+00
step	1.00E-03	4.00E-03
step	0.00E+00	0.00E+00
step	0.00E+00	0.00E+00
step	0.00E+00	1.00E-03
step	0.00E+00	1.00E-03
step	0.00E+00	1.00E-03
step	9.99E-04	0.00E+00
steprule	0.00E+00	2.00E-03
steprule	1.00E-03	5.00E-03
steprule	0.00E+00	2.00E-03
steprule	1.00E-03	2.00E-03
steprule	0.00E+00	2.00E-03
steprule	0.00E+00	4.00E-03
steprule	0.00E+00	6.00E-03
steprule	1.00E-03	2.00E-03
steprule	0.00E+00	6.00E-03
steprule	0.00E+00	3.00E-03
str	9.99E-04	0.00E+00
str	0.00E+00	9.99E-04
str	0.00E+00	0.00E+00
str	9.99E-04	0.00E+00
str	0.00E+00	0.00E+00
str	0.00E+00	0.00E+00
str	9.99E-04	0.00E+00
str	0.00E+00	0.00E+00
str	0.00E+00	0.00E+00

Bibliography

- [1] URL: <http://flex.sourceforge.net/> (visited on 04/11/2016).
- [2] URL: <http://www.antlr.org/> (visited on 03/29/2016).
- [3] URL: <https://www.sqlite.org/src/doc/trunk/doc/lemon.html> (visited on 03/29/2016).
- [4] 2015. URL: http://www.gnu.org/software/bison/manual/html_node/Simple-GLR-Parsers.html (visited on 03/21/2016).
- [5] Andrew W Appel. *Modern Compiler Implementation in ML*. Cambridge UP, 1998.
- [6] *Bison - GNU Project - Free Software Foundation*. URL: <https://www.gnu.org/software/bison/> (visited on 02/19/2016).
- [7] Donnelly Charles and Richard Stallman. *Bison The YACC-compatible Parser Generator*. 1995. URL: <http://dinosaur.compilertools.net/bison/index.html> (visited on 09/26/2015).
- [8] Donnelly Charles and Richard Stallman. *The Bison Parser Algorithm, Bison 1.25*. URL: http://dinosaur.compilertools.net/bison/bison_8.html (visited on 02/17/2016).
- [9] Jutta Degener. 1995. URL: <https://www.lysator.liu.se/c/ANSI-C-grammar-y.html>.
- [10] Stephen C Johnson. URL: <http://dinosaur.compilertools.net/yacc/> (visited on 04/11/2016).
- [11] Popuri Satya K. *Interactive Mode Bison*. URL: <https://www.cs.uic.edu/~spopuri/ibison.html> (visited on 02/17/2016).
- [12] Popuri Satya K. *Understanding C Parsers Generated by GNU Bison*. URL: <https://www.cs.uic.edu/~spopuri/cparser.html> (visited on 02/17/2016).
- [13] Garshol Lars. *BNF and EBNF: What Are They and How Do They Work?* 1998. URL: <http://www.garshol.priv.no/download/text/bnf.html> (visited on 02/18/2016).
- [14] *LR Parser Wikipedia*. *Wikimedia Foundation*. URL: https://en.wikipedia.org/wiki/LR_parser (visited on 03/28/2015).

- [15] Johnson Mark. “The Computational Complexity of GLR Parsing”. In: *Generalized LR Parsing*. Ed. by Masaru Tomita. Boston: Kluwer Academic, 1991. Chap. 3.
- [16] Might Matthew and David Darais. “Yacc Is Dead”. University Of Utah, Salt Lake City, Utah, USA. 2009.
- [17] Bill McKeeman. 2002. URL: <http://www.cs.dartmouth.edu/~mckeeman/cs118/notation/java11.html>.
- [18] F. L. Bauer J. Green C. Katz J. McCarthy A. J. Perlis H. Rutishauser K. Samelson B. Vauquois J. H. Wegstein A. van Wijngaarden P. Naur (editor) J. W. Backus and M. Woodger. “Report on the Algorithmic Language ALGOL 60”. In: *Comm. ACM Vol. 3* (1960), pp. 299–314.
- [19] Bidwell Daniel R. *History of Parsing Methods*. URL: <https://www.andrews.edu/~bidwell/456/history.html> (visited on 02/17/2016).
- [20] Anna Rafferty and Christopher D. Manning. “Parsing Three German Treebanks: Lexicalized and Unlexicalized Baselines”. In: *ACL Workshop on Parsing German* (2008).
- [21] Bray Tim. *The JavaScript Object Notation (JSON) Data Interchange Format*. URL: <http://rfc7159.net/rfc7159> (visited on 10/07/2015).